

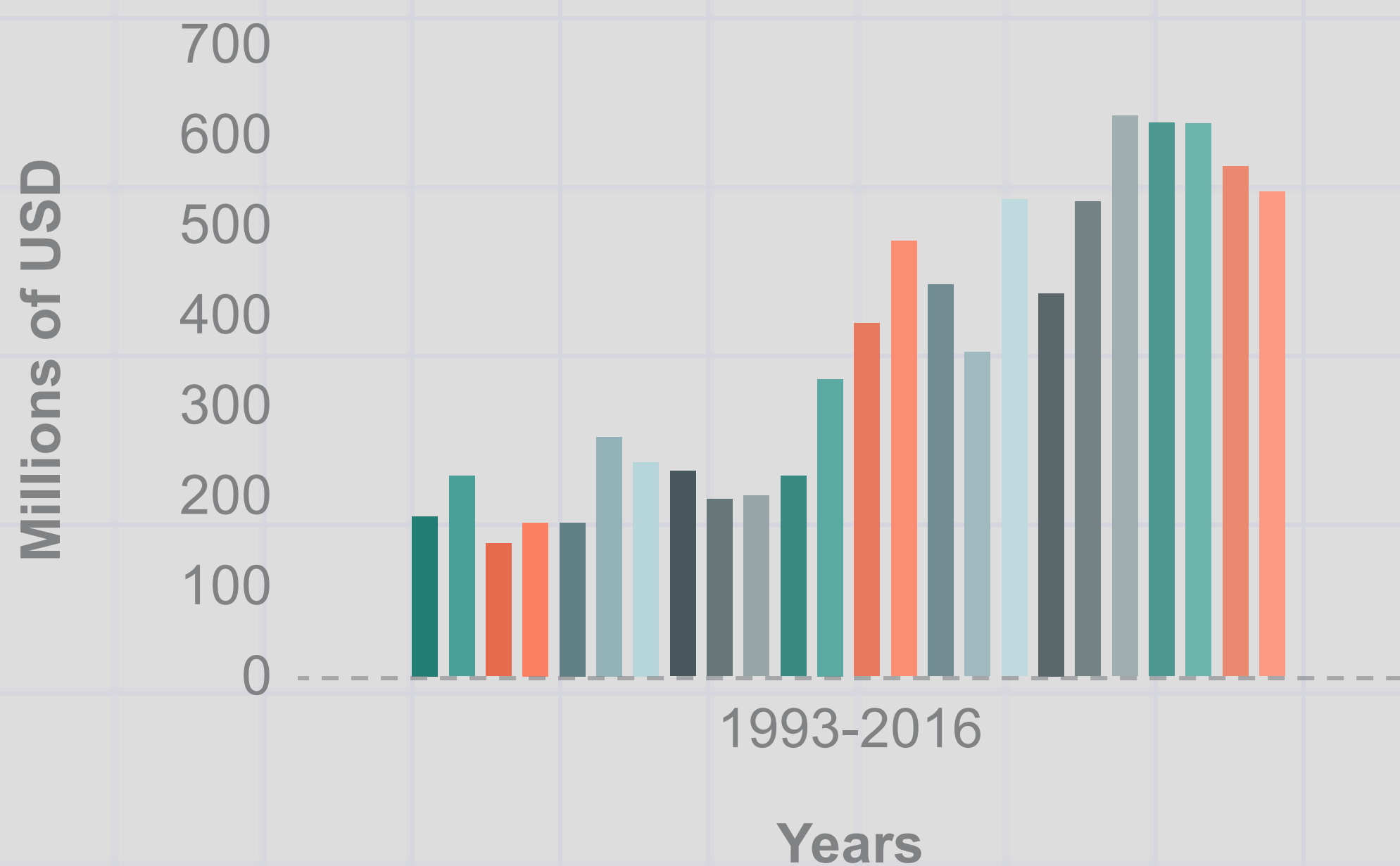
Oklahoma



TRADE FACTSHEET

- + Trade with Mexico supports 50,600 jobs.
- + In 2016, Mexico was the 2nd largest export market for Oklahoma.
- + Exports to Mexico totaled 537 million USD in 2016.

Oklahoma's Merchandise Exports to Mexico




- + Since 1993, Oklahoma's exports to Mexico have increased by 204%.
- + Mexico accounted for 10.7% of Oklahoma's exports worldwide in 2016.
- + Top Export Industries:
Fabricated Metal Products, Neso (16%), Chemicals (14%), Machinery (13%), Food (12%), & Computer & Electronic Products (8%).
- + Mexican investment supports over 3,900 jobs in Oklahoma. O.K. Industries Inc., a poultry processing company, employs 1,000 people in Heavener.

Exports by Congressional District (2014)

Congressional District	Value of Exports to Mexico*	Share of Exports to the World	Top 2 Industries Exporting to Mexico
1	\$216	6%	1. Passenger Fares ----- 2. Travel
2	\$179	12%	1. Travel ----- 2. Basic Chemicals
3	\$152	9%	1. Oilseeds & Grains ----- 2. Meat Products
4	\$118	8%	1. Travel ----- 2. Crowns, Closures, and Seals
5	\$156	7%	1. Travel ----- 2. Other Fabricated Metal Products

*Goods and services, in millions of US dollars


Follow our #USMxEcon series on social media:



MexicoInstitute



facebook.com/mexicoinstitute



@Mexico Institute

Wilson Center

MEXICO INSTITUTE

Sources
Trade and NAFTA, Office/ Mexico's Ministry of the Economy, Washington, DC
Wilson Center, Growing Together: Economic Ties Between the United States and Mexico
United States Census Bureau
The Trade Partnership, Washington DC, from the U.S. Bureau of the Census and the U.S. Department of Agriculture