

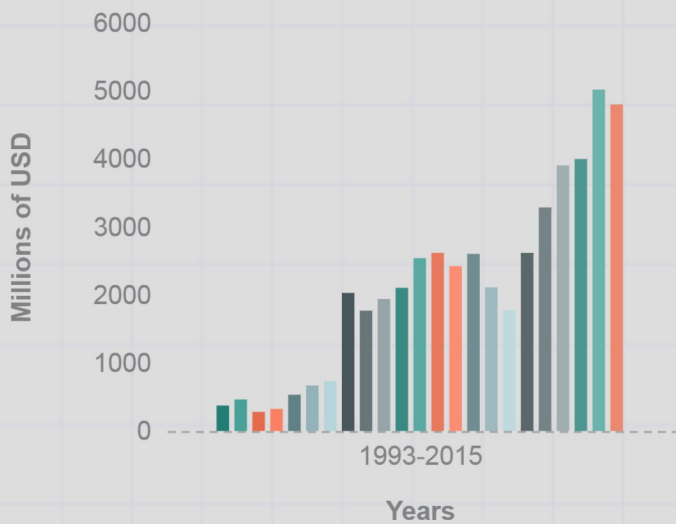
Indiana

TRADE FACTSHEET



- + In 2014, trade with Mexico supported 200,200 jobs.
- + Mexico was the 2nd largest export market for Indiana's goods in 2015.
- + Exports to Mexico totaled 4.9 billion USD in 2015.

Indiana's Exports to Mexico



+ Since 1993, Indiana's exports to Mexico have grown 1185%.

+ Mexico accounted for 14% of Indiana's exports worldwide in 2015.

+ Top export industries:
 Transportation Equipment (31%), Machinery, Except Electrical (30%), Computer & Electronic Products (6%), Chemicals (6%), Electrical Equipment, Appliances & Component (6%), Others (21%)




+ Mexican Investment supports over 1,200 jobs in Indiana. For instance, Republic Steel Inc, a manufacturer of steel products primarily for the North American auto sector, employs 200 people in Gary.

Exports by Congressional District (2014)

Congressional District	Value of Exports to Mexico*	Share of IN Exports to the World	Top 2 Industries Exporting to Mexico
1	\$464	20%	1. Railroad Rolling Stock ----- 2. Iron & Steel & Ferroalloy
2	\$692	11%	1. Motor Vehicle Parts ----- 2. Motor Vehicle Bodies & Trailers
3	\$721	11%	1. Motor Vehicle Parts ----- 2. Oilseeds & Grains
4	\$751	14%	1. Motor Vehicle Parts ----- 2. Engines & Turbines

*Goods and services, In millions of US Dollars

Follow our #USMxEcon series on social media:

 MexicoInstitute
  facebook.com/mexicoinstitute
  @Mexico Institute



Sources
 Trade and NAFTA, Office/ Mexico's Ministry of the Economy, Washington, DC
 Wilson Center, Growing Together: Economic Ties Between the United States and Mexico
 United States Census Bureau
 The Trade Partnership, Washington DC, from the U.S. Bureau of the Census and the U.S. Department of Agriculture

Indiana

TRADE FACTSHEET



Exports by Congressional District (2014)

Congressional District	Value of Exports to Mexico*	Share of IN Exports to the World	Top 2 Industries Exporting to Mexico	
5	\$267	6%	1. Motor Vehicle Parts	2. Pharmaceuticals & Medicines
6	\$1,478	27%	1. Engines & Turbines	2. Motor Vehicle Parts
7	\$292	4%	1. Pharmaceuticals & Medicines	2. Aerospace Products & Parts
8	\$594	11%	1. Motor Vehicle Parts	2. Oilseeds & Grains
9	\$416	11%	1. Motor Vehicle Parts	2. Engines & Turbines

*Goods and services, In millions of US dollars

Source: The Trade Partnership, Washington DC, from the U.S. Bureau of the Census and the U.S. Department of Agriculture

Follow our #USMxEcon series on social media:



MexicoInstitute



facebook.com/
mexicoinstitute



@Mexico Institute

**Wilson
Center**

MEXICO INSTITUTE